

SPC CATALOGUE





ABOUT US

STERRAS -ROXXFLOOR is the European hub from Jiangsu FUERTAI New Material Technology Co, Ltd.

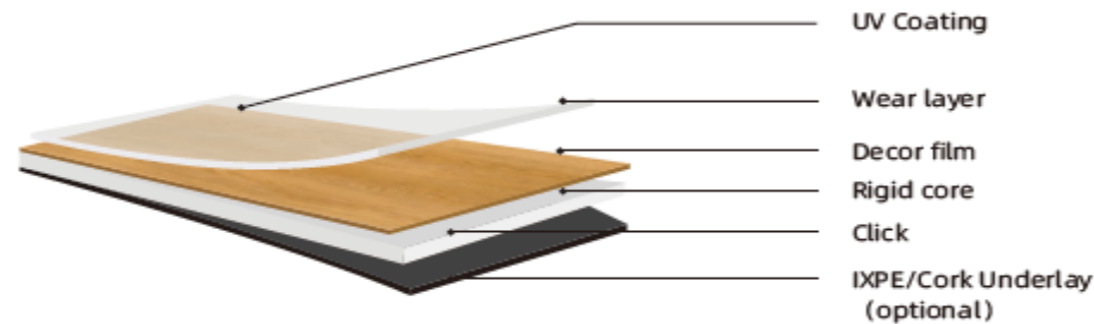
STERRAS- ROXXFLOOR is looking in commercializing floors and Pannels in the European Market as in the middle east. In Belgium we stock all goods selected for the European market...also we keep a stock on bonded warehouse.

Jiangsu FUERTAI New Material Technology Co, Ltd. is an influential enterprise specializing in the development, production, and sales of SPC flooring and wall Pannels. Located in Yixing City, Jiangsu Province, within the vibrant Yangtze River Delta region of China, FUERTAI Technology has earned a wide-ranging reputation in both domestic and international markets due to its unwavering commitment to product quality and exemplary customer service. With production facilities sprawling across 20,000 square meters and multiple production lines in place, FUERTAI Technology boasts an impressive annual output of 9 million square meters. The enterprise has a registered capital of 15 million yuan. Leading industry standards, we ensure our products remain at the forefront of the industry by relying on advanced production equipment, an excellent service team, and a rigorous quality management system.



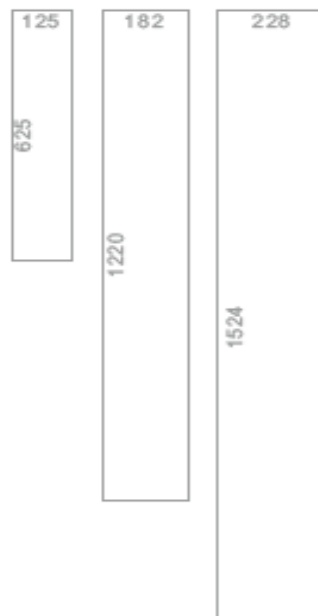
SPC is the most popular choice in the flooring industry. It not only comes in endless decor options, but also provides outstanding performance of being water-proof, rigid, dimensionally stable, and environmentally friendly. Thus it can be safely used in areas with sustained exposure to moisture, such as bathroom, laundry room and kitchen. SPC is suitable for commercial property but also for private customers, who appreciate resilient flooring in trendy designs.

► SPC Product Composition



► Product Sizes

SPC-Plank



SPC-Tile



► Technical Datasheet

SPC TECHNICAL DATA

Test Name	Test Standard	Test Result
Specification		3.2~10.0mm
Wearlayer		0.2/0.3/0.5/0.7mm
Density	En430	1.95~2.1g/cm ³
Dimensional stability	ISO 23999:2008	≤0.10%
Curling	ISO 23999:2008	≤0.5mm
Squareness	ISO 24342:2018	≤0.1mm
Straightness	ISO 24342:2018	≤0.1mm
Residual indentation	ISO 24343-1:2007	≤0.1mm
Peel resistance	ISO 24345:2006	65N/50mm
Impact Sound Improvement	ISO 10140-3:2021	ΔLw =21 dB
Thermal resistance	EN12667:2001	0.041m ² K/W
Light stability	ISO 105-B02:Method 3	≥6
Castor chair	EN425	25000R No damage
Reaction to fire	EN14041:2004	class Bf1-s1
Formaldehyde emission	EN14041:2004	class E1
Slip resistance	EN14041:2004	class DS
Anti-Slip Property	DIN51130: 2014-02	R10
VOC	ISO 16000-3:2011	A+
SVHC	Reach No1907/2006	Pass
Heavy Metal	EN71-3	Pass
Phthalates	CPSC-CH-C1001-09.4	Pass
Determination of resistance to stains chemical resistance	ISO 26987:2008	Resistant

► Bevel Technologies



*Improve the look
feel the groove*

Bevels can really change the look and feel of flooring products.

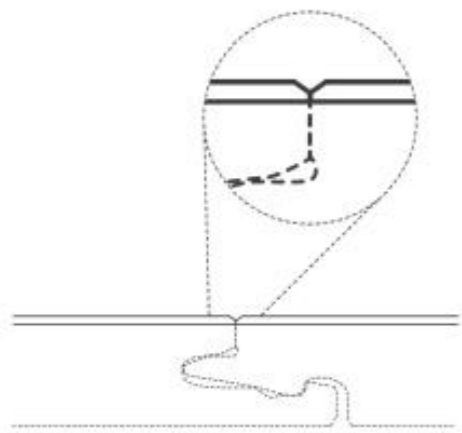
Throughout the years, the bevel has evolved in different stages together with the market trends and technical possibilities.

The choice of the bevel type can give floors a more natural look, close to real wood products, and can elevate a floor to the next level of authenticity.

► Micro Bevel

This bevel edge is created by milling away part of the wear layer of the floor panel in a shallow angle.

This Micro Bevel gives a fine, thin bevel effect.

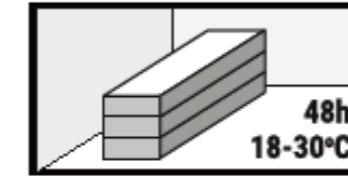


Stonehard vinyl floors

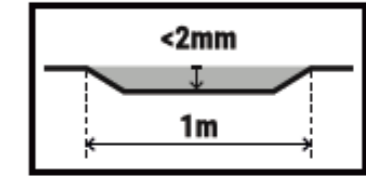
► Installation



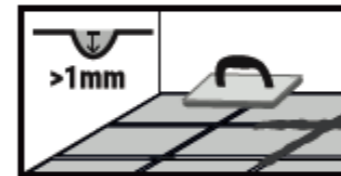
NECESSARY TOOLS



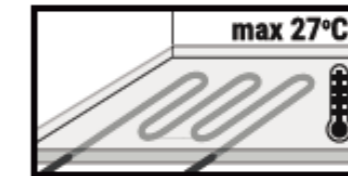
SEASON PANELS



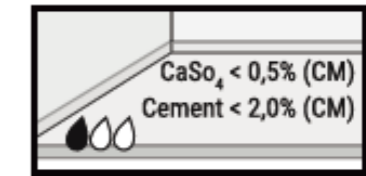
FILL IN THE HOLES



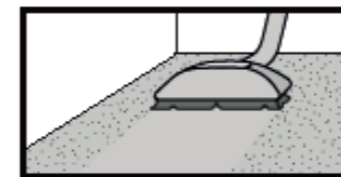
FILL IN THE RIMS



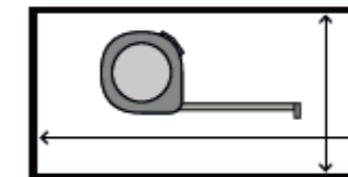
FLOOR HEATING



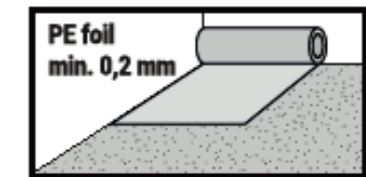
MAXIMUM HUMIDITY



CLEAN SUBFLOOR



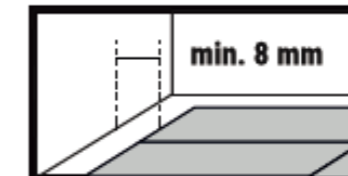
CHECK THE DIMENTIONS




LAY DOWN THE FOIL



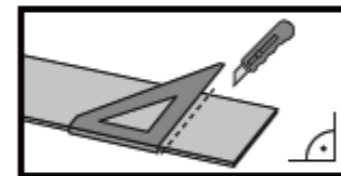
MIX PANELS



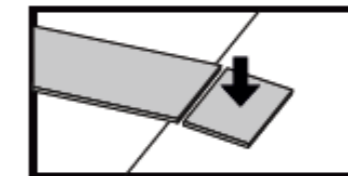
LEAVE GAPS



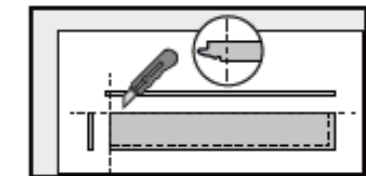
KEEP EXPANSION JOINTS



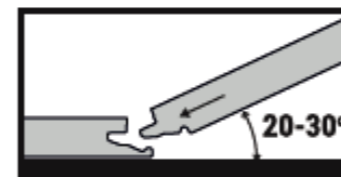
CUT SURFACE



PRESS TO REMOVE



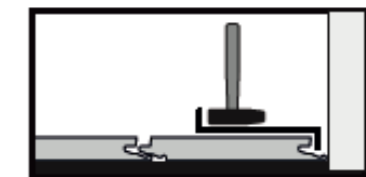
REMOVE LOCK IN FIRST ROW



CLICK



USE PUSH BLOCK



USE THE HOOK



Stonehard vinyl floors

FIT Sand



Stonehard vinyl floors




FIT Almond



Stonehard vinyl floors

FIT Misty Grey






Stonehard vinyl floors

FIT *Natural*






FIT *Maple*



Stonehard vinyl floors



FIT Beech



Stonehard vinyl floors



FIT *Walnut*




Stonehard vinyl floors

FIT Oak Grey





Stonehard vinyl floors





Premium XL *Almond XL*

ROXX FLOOR SPECIFICATIONS:1524*228*5(4+1)




ROXX FLOOR

Stonehard vinyl floors



Premium XL




Misty Grey XL

Stonehard vinyl floors

Stonehard vinyl floors



Stonehard vinyl floors



Premium XL

Graphite XL



Stonehard vinyl floors



Premium XL



Natural XL

Stonehard vinyl floors



Premium XL


Hazel XL

Stonehard vinyl floors



Premium XL

Coconut XL



Stonehard vinyl floors



Premium XL



Sand XL

Stonehard vinyl floors




HERRINGBONE HB Grey

ROXX FLOOR SPECIFICATIONS:625*125*5.5(4.5+1)



ROXX FLOOR

Stonehard vinyl floors



HERRINGBONE *HB Sand*



Stonehard vinyl floors



HERRINGBONE *HB Cray*


ROXX FLOOR SPECIFICATIONS: 940*470*6.5(5.5+1)



ROXX FLOOR

TILES *Granito grey*

Stonehard vinyl floors




ROXX FLOOR SPECIFICATIONS: 940*470*6.5(5.5+1)



ROXX FLOOR

TILES

Stonehard vinyl floors
Cemento Beige




ROXX FLOOR SPECIFICATIONS: 940*470*6.5(5.5+1)



ROXX FLOOR

Stonehard vinyl floors



TILES *Cemento Antracite*

ROXX FLOOR SPECIFICATIONS:940*470*6.5(5.5+1)



ROXX FLOOR

ROXX FLOOR

TILES

Cemento grey

Stonehard vinyl floors



ROXX FLOOR

Stonehard vinyl floors

ROXX FLOOR

*SPECIFICATIONS:900*2600*4.5*

ROXX FLOOR